

# Send

## Be a host!

When we serve others, we also serve God. What design or picture would you put on this apron?



Imagine you are one of Jesus' friends from today's gospel reading. How would you serve Jesus when he came to your home?



Talk about Holy Communion as a meal at which Jesus is our host and we are all invited guests.

## This week

Invite someone for a meal at home, at a restaurant, or on a picnic.

# Kids Celebrate

Lectionary 16



## gather

Welcome to worship. Abraham and Sarah had surprising visitors. Put their story from Genesis 18 in order by writing the correct number in the box next to each picture.

Abraham welcomes visitors.

Abraham and Sarah prepare.

Abraham sits by the tent.


Sarah listens to great news.

Abraham is the dinner host.

## Ordinary things are special in worship

Kate invited her friend Mario for a picnic and swimming at the beach. Kate and her mom have food ready and some books to read on this wonderful sunny day. These ordinary things will make their day special.

Ordinary things become special when we use them in our worship. Who is invited to worship? We are! God invites us to pray, sing praises, and come for communion and baptism with all of God's people.



Draw a line from each special thing you see in worship to its matching ordinary thing at Kate and Mario's picnic.




*Come Lord Jesus,  
be our guest. Amen*

## Sitting at the Feet of Jesus

In today's Bible story, Martha scurried around the house cooking and cleaning while her sister Mary simply sat at the feet of Jesus. This is what Jesus wants us to do: to simply sit with him and have a relationship with him. Since we can't literally sit at the feet of Jesus, what do you think this means? What are some parts of worship today that would count as "sitting at the feet of Jesus."

In the space below, write or draw pictures of the parts of today's worship where you're sitting at Jesus' feet and building your relationship with him.




# READER

Pentecost 6

- Today is the **sixth** Sunday after Pentecost.
- Pentecost is a season for our **relationship with Jesus to grow**.
- During Pentecost, we remember the importance of **sitting at the feet of Jesus**.

## Beautifying the Backyard

You just moved into a new house and the backyard really needs some work. You have four trees, three small bushes, one swingset, and two flower pots. Arrange them to make your yard look beautiful!



In today's story, Jesus tells Martha to stop with all the cooking and cleaning. He tells her that she only needs to do one thing: come be with him. What is not needed at this dinner table? Cross off all the unnecessary things you see.

## Memory Verse






## Look It Up!

Did you know that Mary and Martha were friends of Jesus who appeared a few other times throughout the Bible? Look up John 11:1—12:11 to read more about these two sisters. Can you find out the name of their brother?

Mary and Martha's brother's name was \_\_\_\_\_


## How Do YOU Get Ready?

In order to prepare for Jesus and his disciples to come over for dinner, Martha frantically cooked and cleaned all day long. She didn't even stop preparing when her guests arrived! What do you do to get ready for guests at your house? In these scenes below, add food and decorations to get your home ready.



Today's Bible story is about sitting at the feet of Jesus. Do you sit at anyone's feet during the worship service?

**Draw yourself and some friends sitting around the pastor for the children's sermon in this scene below.**




# PRE-READER

Pentecost 6

- Today is the **sixth** Sunday after Pentecost.
- Pentecost is the **longest** season of the church year.
- In Pentecost, we remember to **sit at the feet of Jesus**.

**Make this tree come to life by giving it feet, arms, and a smiling face!**





**Mary has decided to sit and listen to me—  
and that is a good decision!**

**Help Martha get ready for Jesus and his  
disciples by matching these things.**

